

Stationary Sampler - AQUA-S200

DESCRIPTION

The 3S Analyzers AQUA-S200 is a stationary, refrigerated wastewater automatic sampler.

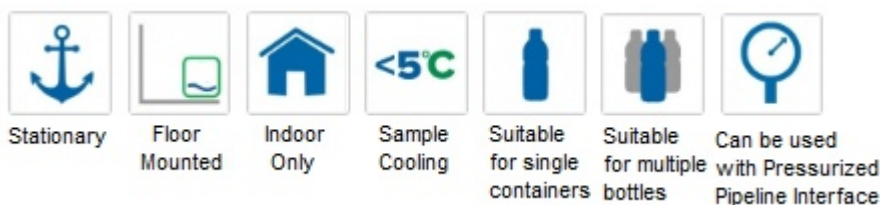
At the heart of the device there is the well proven AQUA Sampling Module, a robust and reliable unit already employed in thousands of applications worldwide and trusted by users as diverse as food manufacturers, water companies and the Environment Agencies.

The air pump vacuum sampling system featured within the AQUA Module provides for an extremely accurate, reliable, representative and repeatable sample. Programming set-up and daily operation have been designed to be as simple and intuitive as possible for the user. Sample extraction can be time based or triggered by external sources such as flow meters, level sensors, pH meters, PLCs etc. AQUA-S200 sampler can extract samples from both non-pressurized and pressurized (when specified with a Pressurized Pipeline Interface) effluent sources.

FEATURES

The S200 Sampler is the refrigerated solution for an indoor, secure location.









The Sampler Module is mounted separately above the lockable, high-performance, refrigeration compartment so it can be programmed and/or interrogated without disturbing the temperature controlled samples. The AQUA-S200 can be combined with any of the nonintegral range of Sample Collection Vessels. Additionally, this model can be combined with an optional, lockable, tamperproof Sampler Module Front Cover.



TECHNICAL SPECIFICATIONS

Sample Temperature Control	Yes
Sample Frost Protection	No
Suitable for Outdoor Use	No
Dimensions (H x W x D)	1250 mm x 500 mm x 600 mm (49.2 in x 19.7 in x 23.6 in)
Weight:	46 Kg (101 lbs)
Power Supply:	AC Power 110/220/230VAC 50Hz or 12 VDC (optional)
Power Consumption	380 VA @ 110 VAC, 315 @ 230 VAC
Protection Grade	IP50
Working Temperature	+5 – +40 °C (41 – 104 °F)
Sample Collection Vessels	2.5, 5, 10, 26 L HDPE Container 4 x 2.27 L Glass Bottler (Removable & Integral) 4 x 5 L HDPE Bottler (Removable & Integral) 4 x 6.4 L HDPE Bottler (Integral only) 8 x 2.8 L Bottler (Integral only) 4 x 15 L Bottler (Integral only) 12 x 1 L PET Bottler (Removable only) 12 x 0.75 L Glass Bottler (Removable only) 24 x 1 L HDPE Bottler (Removable only)
Optional Equipment	Ancillary Signal Connection (for flowmeters, pHmeters, PLCs,...) Bottler Connection Data Download Connection Sample Temperature Monitoring Connection Intake Hose Extension

OPTIONAL EQUIPMENTS

			
Single Container (2.5, 5, 10, 26 L)	Integral Bottler: 4 x 5 L Glass	Integral Bottler: 4 x 10 L HDPE	Integral Bottler: 8 x 2.8 L HDPE
			
Integral Bottler: 2 x 4.5 L self-emptying self-cleaning	Integral Bottler: 12 x 1 L HDPE	Integral Bottler: 12 x 1 L glass	Removable Bottler: 24 x 1 L HDPE

ORDERING INFORMATION

- AQUA-S200